

G2G-40W

LED ShoeBox Light

G2G's unique LED technology provides significant advantages in illumination efficiency, while minimizing refraction and reflection inside the optical system. Our fixtures ensure a lower density of dirt and dust particles that may settle within the light over time, and has competitively high standards in maintaining luminaire reliability for years to come.



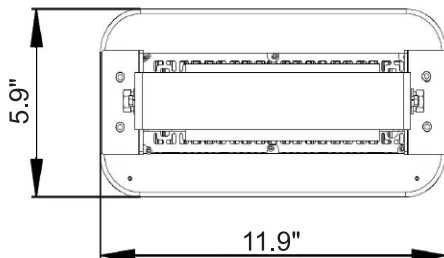
LED SHOEBOX LIGHT SPECIFICATIONS

Lifetime	62000 hours - L70, @25°C	Fixture Dimension	11.9*5.9*7.2 in
Power Factor (PF)	>0.95	Net Weight	3.3kg
Driver Efficiency	>90%	IP & IK Rating	IP65 (IP67 optional) & IK10
CRI	Ra>75	Warranty	8 Years

LED SHOEBOX LIGHT PRODUCT OPTIONS LIST

Model No.	Nominal Wattage	Nominal Voltage	Maximum Current	Luminous Flux	Optional Beam Angle	CCT
G2G-40W	40W	90-305VAC, 50/60Hz 277-480VAC, 50/60Hz	AC 0.45A (max)	+Lumen tolerance +/- 5% 4,000-4,400lm	30° /60° /90°*100° /120°	3000-6500K

LED SHOEBOX LIGHT DIMENSIONS



G2G-80W

LED ShoeBox Light

G2G's unique LED technology provides significant advantages in illumination efficiency, while minimizing refraction and reflection inside the optical system. Our fixtures ensure a lower density of dirt and dust particles that may settle within the light over time, and has competitively high standards in maintaining luminaire reliability for years to come.



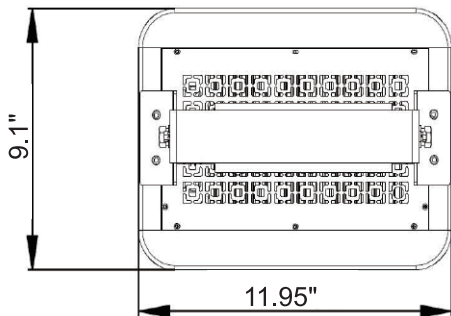
LED SHOEBOX LIGHT SPECIFICATIONS

Lifetime	62000 hours - L70, @25°C	Fixture Dimension	11.9*9.1*7.2 in
Power Factor (PF)	>0.95	Net Weight	4.8kg
Driver Efficiency	>92%	IP & IK Rating	IP65 (IP67 optional) & IK10
CRI	Ra>75	Warranty	8 Years

LED SHOEBOX LIGHT PRODUCT OPTIONS LIST

Model No.	Nominal Wattage	Nominal Voltage	Maximum Current	Luminous Flux	Optional Beam Angle	CCT
G2G-80W	80W	90-305VAC, 50/60Hz 277-480VAC, 50/60Hz	AC 0.9A (max)	+Lumen tolerance +/- 5% 8,000-8,800lm	30° /60° /90°*100° /120°	3000-6500K

LED SHOEBOX LIGHT DIMENSIONS



G2G-120W

LED ShoeBox Light

G2G's unique LED technology provides significant advantages in illumination efficiency, while minimizing refraction and reflection inside the optical system. Our fixtures ensure a lower density of dirt and dust particles that may settle within the light over time, and has competitively high standards in maintaining luminaire reliability for years to come.



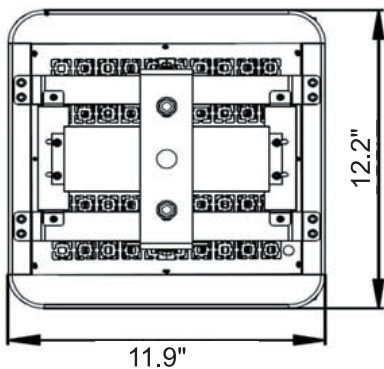
LED SHOEBOX LIGHT SPECIFICATIONS

Lifetime	62000 hours - L70, @25°C	Fixture Dimension	11.9*12.2*7.7 in
Power Factor (PF)	>0.95	Net Weight	6.2kg
Driver Efficiency	>93%	IP & IK Rating	IP65 (IP67 optional) & IK10
CRI	Ra>75	Warranty	8 Years

LED SHOEBOX LIGHT PRODUCT OPTIONS LIST

Model No.	Nominal Wattage	Nominal Voltage	Maximum Current	Luminous Flux	Optional Beam Angle	CCT
G2G-120W	120W	90-305VAC, 50/60Hz 277-480VAC, 50/60Hz	AC 1.35A (max)	+Lumen tolerance +/- 5% 12,000-13,200lm	30° /60° /90*100° /120°	3000-6500K

LED SHOEBOX LIGHT DIMENSIONS



G2G-160W

LED ShoeBox Light

G2G's unique LED technology provides significant advantages in illumination efficiency, while minimizing refraction and reflection inside the optical system. Our fixtures ensure a lower density of dirt and dust particles that may settle within the light over time, and has competitively high standards in maintaining luminaire reliability for years to come.



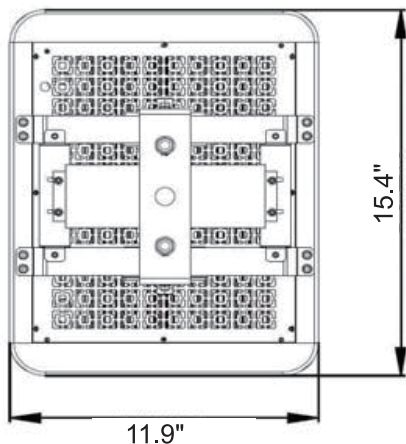
LED SHOEBOX LIGHT SPECIFICATIONS

Lifetime	62000 hours - L70, @25°C	Fixture Dimension	11.9*15.4*7.7 in
Power Factor (PF)	>0.95	Net Weight	7.2kg
Driver Efficiency	>93%	IP & IK Rating	IP65 (IP67 optional) & IK10
CRI	Ra>75	Warranty	8 Years

LED SHOEBOX LIGHT PRODUCT OPTIONS LIST

Model No.	Nominal Wattage	Nominal Voltage	Maximum Current	Luminous Flux	Optional Beam Angle	CCT
G2G-160W	160W	90-305VAC, 50/60Hz 277-480VAC, 50/60Hz	AC 1.80A (max)	+Lumen tolerance +/- 5% 16,000-17,600lm	30° /60° /90*100° /120°	3000-6500K

LED SHOEBOX LIGHT DIMENSIONS



G2G-200W

LED ShoeBox Light

G2G's unique LED technology provides significant advantages in illumination efficiency, while minimizing refraction and reflection inside the optical system. Our fixtures ensure a lower density of dirt and dust particles that may settle within the light over time, and has competitively high standards in maintaining luminaire reliability for years to come.



LED SHOEBOX LIGHT SPECIFICATIONS

Lifetime	62000 hours - L70, @25°C	Fixture Dimension	11.9*18.6*7.7 in
Power Factor (PF)	>0.95	Net Weight	8.6kg
Driver Efficiency	>93%	IP & IK Rating	IP65 (IP67 optional) & IK10
CRI	Ra>75	Warranty	8 Years

LED SHOEBOX LIGHT PRODUCT OPTIONS LIST

Model No.	Nominal Wattage	Nominal Voltage	Maximum Current	Luminous Flux	Optional Beam Angle	CCT
G2G-200W	200W	90-305VAC, 50/60Hz 277-480VAC, 50/60Hz	AC 2.25A (max)	+Lumen tolerance +/- 5% 20,000-22,000lm	30° /60° /90*100° /120°	3000-6500K

LED SHOEBOX LIGHT DIMENSIONS

