



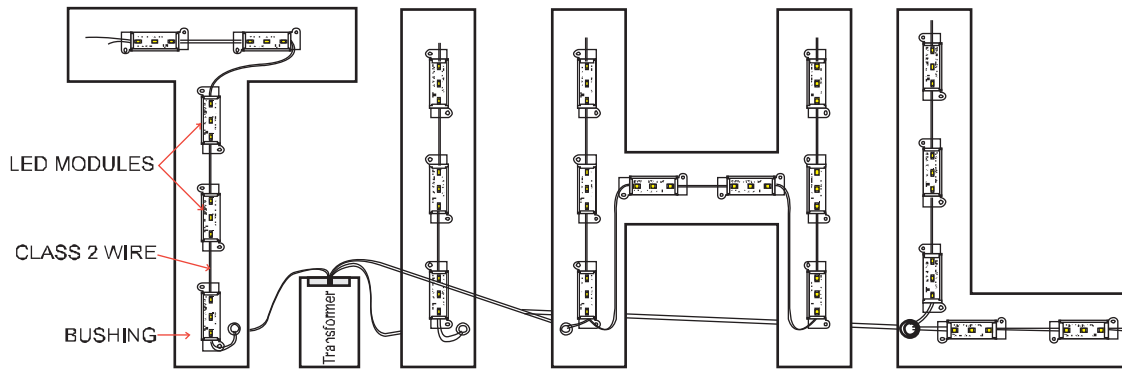
CHANNEL LETTER LIGHTING INSTALLATION GUIDE

CHANNEL LETTER LED LIGHTING

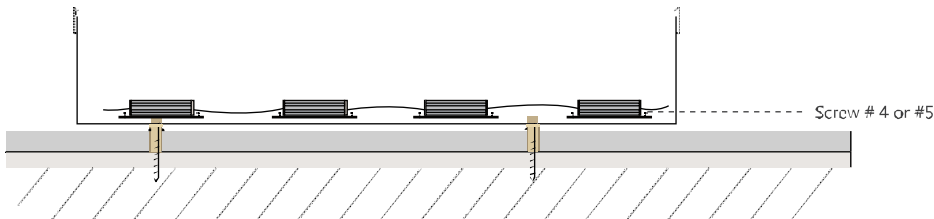
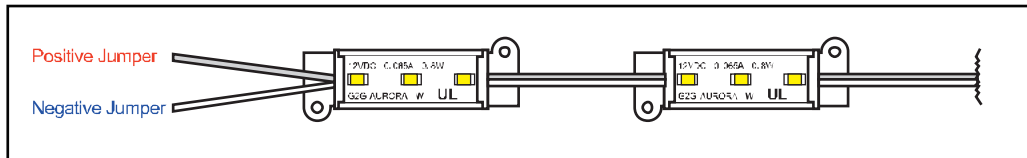
INSTALLATION GUIDE

INSTALLATION INSTRUCTIONS

Install length of product in letters by fastening mounting clips with VHB tape(supplied) or mechanically through holes in the clip, or both. Add silicone for additional security if desired (see Figure 2)



Wiring and installation diagram



CHANNEL LETTER LED LIGHTING

INSTALLATION GUIDE

POWER SUPPLY LOADS

LED Module	PCS / FT (60W)
G2G AURORA I	85/28
G2G AURORA II	62/20
G2G AURORA R	140/46

WIRING DIAGRAM

