



CHANNEL LETTER LIGHTING INSTALLATION GUIDE

Aurora I Gen IV
Aurora III Gen I
Aurora Red

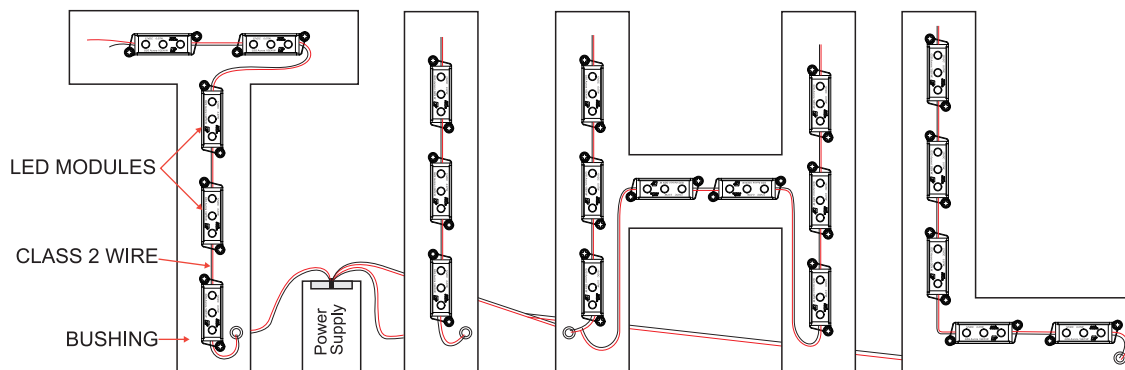
T 973 575 2600 F 973 575 2603
1829 Underwood Blvd, Unit 5, Delran Twp, NJ 08075
www.g2glighting.com

CHANNEL LETTER LED LIGHTING

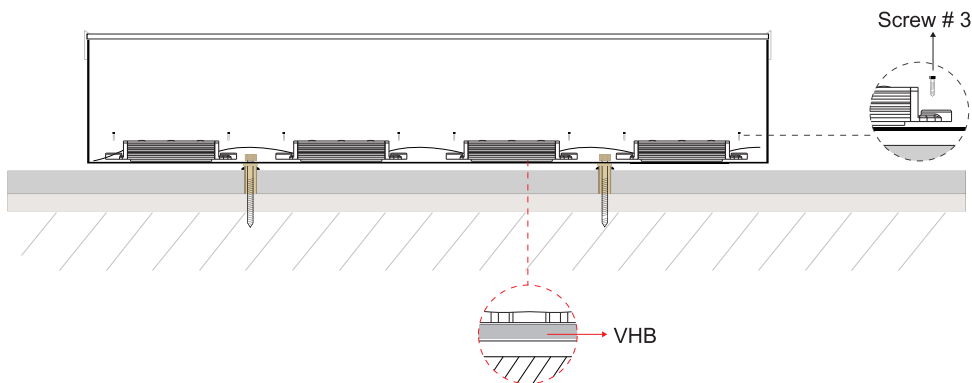
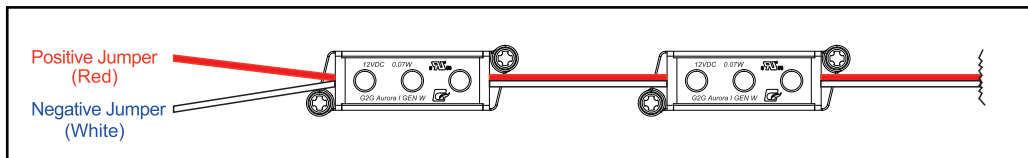
INSTALLATION GUIDE

INSTALLATION INSTRUCTIONS

Install length of product in letters by fastening mounting clips with VHB tape(supplied) or mechanically through holes in the clip, or both. Add silicone for additional security if desired (see Figure 2)



Wiring and installation diagram



CHANNEL LETTER LED LIGHTING

INSTALLATION GUIDE

POWER SUPPLY LOADS

LED Module	PCS / FT (60W)
Aurora I Gen IV	84/28
Aurora III Gen I	60/20
Aurora Red	150/50

WIRING DIAGRAM

